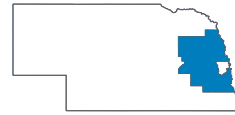


2019 Small Business Profile

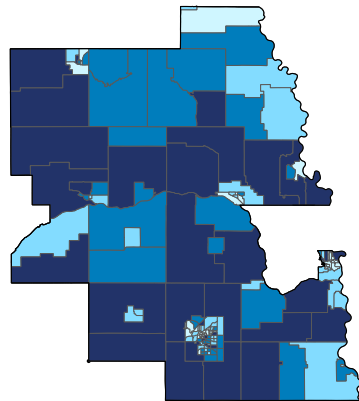
Nebraska Congressional District 1



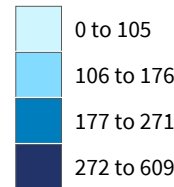
13,551 Small Employer Businesses
94.9% of Employer Businesses

130,865 Small Business Employees
54.1% of Employees

\$4.7 billion Small Business Payroll
49.4% of Payroll



Number of Self-Employed
(Census Bureau ACS, 2017)



District Total: 29,519

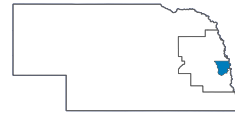
Employer Businesses, Employment, and Payroll by Industry (Census Bureau SUSB, 2016)

Industry (Ranked by Small Employer Businesses)	Employer Businesses		Employment		Payroll (\$1,000)	
	Small	%	Small	%	Small	%
Construction	2,129	99.2	13,243	89.3	615,430	86.2
Other Services (except Public Administration)	1,784	98.6	11,460	95.4	312,833	94.8
Health Care and Social Assistance	1,416	95.9	22,614	54.3	879,568	51.9
Retail Trade	1,408	89.7	14,453	41.6	438,493	48.9
Professional, Scientific, and Technical Services	1,344	95.7	8,951	68.8	484,555	63.1
Accommodation and Food Services	1,056	94.0	18,042	71.3	242,820	69.5
Administrative, Support, and Waste Management	791	94.3	5,648	50.0	171,896	53.6
Finance and Insurance	758	92.4	5,451	39.6	302,027	32.8
Transportation and Warehousing	656	93.4	3,717	48.2	156,390	43.4
Real Estate and Rental and Leasing	600	94.2	2,346	78.6	75,812	71.0
Wholesale Trade	541	84.8	5,570	55.6	276,060	52.2
Manufacturing	453	85.3	9,167	27.8	414,917	24.3
Arts, Entertainment, and Recreation	255	95.5	3,006	69.0	45,770	72.7
Educational Services	182	94.8	3,286	47.5	80,636	50.1
Information	135	78.0	2,649	44.0	149,845	45.9
Management of Companies and Enterprises	53	63.9	752	23.4	41,857	17.4
Agriculture, Forestry, Fishing and Hunting	44	100.0	141	100.0	9,026	100.0
Industries not classified	25	100.0	23	100.0	482	100.0
Mining, Quarrying, and Oil and Gas Extraction	16	80.0	324	63.9	18,900	57.3
Utilities	5	71.4	22	12.9	1,361	8.8
District Total	13,551	94.9	130,865	54.1	4,718,678	49.4

This small business profile incorporates statistics on self-employment and small employer businesses from the 2017 American Community Survey (ACS) and the 2016 Statistics of US Businesses (SUSB), respectively. Small businesses are defined for this profile as firms employing fewer than 500 employees. District lines reflect the 115th Congress. For more information, please visit <http://advocacy.sba.gov>.

2019 Small Business Profile

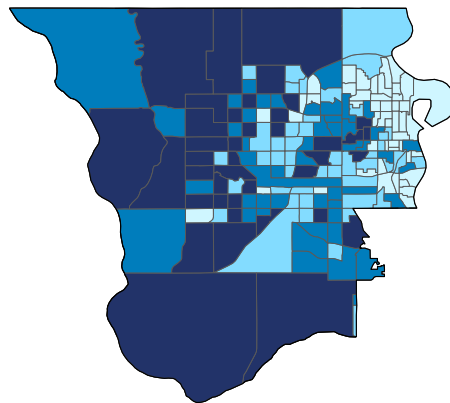
Nebraska Congressional District 2



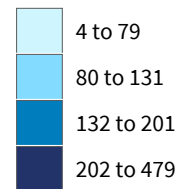
13,772 Small Employer Businesses
92.8% of Employer Businesses

154,029 Small Business Employees
44.3% of Employees

\$6.6 billion Small Business Payroll
38.9% of Payroll



Number of Self-Employed
(Census Bureau ACS, 2017)



District Total: 25,625

Employer Businesses, Employment, and Payroll by Industry (Census Bureau SUSB, 2016)

Industry (Ranked by Small Employer Businesses)	Employer Businesses		Employment		Payroll (\$1,000)	
	Small	%	Small	%	Small	%
Construction	2,007	98.5	16,699	85.0	889,041	82.1
Professional, Scientific, and Technical Services	1,851	94.9	12,756	58.7	804,188	56.3
Health Care and Social Assistance	1,593	95.5	23,367	45.2	1,116,927	40.8
Other Services (except Public Administration)	1,452	97.1	12,779	88.8	377,667	86.8
Retail Trade	1,108	82.7	11,975	27.9	432,059	37.4
Accommodation and Food Services	1,022	91.9	19,262	60.6	301,528	57.8
Administrative, Support, and Waste Management	941	90.7	11,246	44.8	383,266	44.9
Finance and Insurance	828	85.8	6,042	15.6	411,108	13.1
Real Estate and Rental and Leasing	812	93.3	4,543	67.8	203,045	65.9
Wholesale Trade	771	82.7	9,428	53.7	565,199	47.0
Transportation and Warehousing	401	84.6	5,222	42.6	234,083	42.1
Manufacturing	378	86.7	9,031	40.8	398,235	36.6
Arts, Entertainment, and Recreation	271	96.1	4,046	57.3	89,524	68.7
Educational Services	210	95.0	3,846	40.9	89,488	29.6
Information	140	76.1	2,108	21.2	121,944	17.7
Management of Companies and Enterprises	78	48.4	1,535	9.6	180,737	13.9
Industries not classified	25	100.0	28	100.0	648	100.0
Agriculture, Forestry, Fishing and Hunting	12	100.0	42	100.0	1,682	100.0
Utilities	5	45.5	50	19.0	3,698	8.5
Mining, Quarrying, and Oil and Gas Extraction	4	66.7	24	21.4	1,071	17.9
District Total	13,772	92.8	154,029	44.3	6,605,138	38.9

This small business profile incorporates statistics on self-employment and small employer businesses from the 2017 American Community Survey (ACS) and the 2016 Statistics of US Businesses (SUSB), respectively. Small businesses are defined for this profile as firms employing fewer than 500 employees. District lines reflect the 115th Congress. For more information, please visit <http://advocacy.sba.gov>.

2019 Small Business Profile

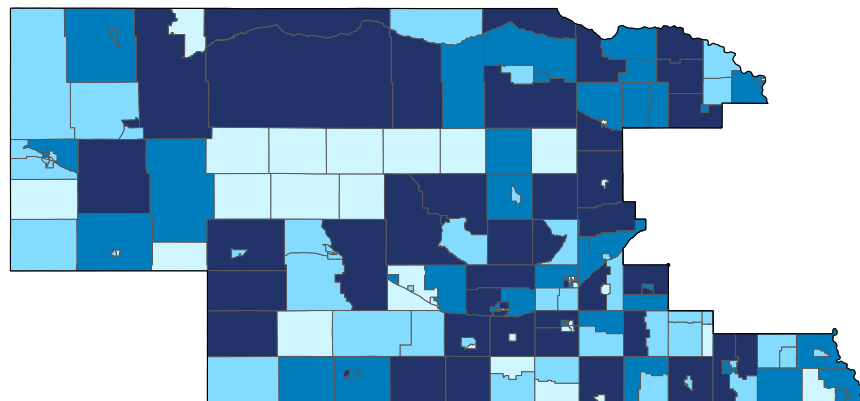
Nebraska Congressional District 3



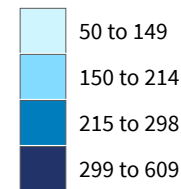
15,086 Small Employer Businesses
96.9% of Employer Businesses

127,083 Small Business Employees
60.7% of Employees

\$4.2 billion Small Business Payroll
56.6% of Payroll



Number of Self-Employed
(Census Bureau ACS, 2017)



District Total: 43,234

Employer Businesses, Employment, and Payroll by Industry (Census Bureau SUSB, 2016)

Industry (Ranked by Small Employer Businesses)	Employer Businesses		Employment		Payroll (\$1,000)	
	Small	%	Small	%	Small	%
Other Services (except Public Administration)	2,157	99.3	9,364	96.3	206,441	91.0
Construction	2,128	99.5	10,797	94.7	458,678	93.3
Retail Trade	2,104	95.4	18,286	52.2	477,192	56.1
Health Care and Social Assistance	1,360	96.9	21,511	59.3	853,465	59.4
Accommodation and Food Services	1,298	96.9	15,803	77.9	211,520	77.4
Professional, Scientific, and Technical Services	1,030	98.3	4,962	95.5	196,855	94.1
Transportation and Warehousing	1,016	94.7	5,970	56.6	220,756	51.2
Finance and Insurance	842	96.6	6,810	69.8	306,432	67.1
Wholesale Trade	745	90.3	9,705	71.6	419,322	66.2
Manufacturing	609	90.5	10,940	29.7	451,407	28.0
Administrative, Support, and Waste Management	554	96.2	3,601	59.7	99,360	55.2
Real Estate and Rental and Leasing	470	95.7	1,232	79.5	36,818	75.4
Arts, Entertainment, and Recreation	315	99.4	2,826	99.6	43,651	99.1
Information	185	91.1	1,825	59.2	61,596	55.1
Agriculture, Forestry, Fishing and Hunting	123	94.6	520	50.2	23,358	45.4
Educational Services	105	96.3	1,555	59.3	27,458	51.0
Mining, Quarrying, and Oil and Gas Extraction	77	96.2	454	85.7	23,923	86.3
Management of Companies and Enterprises	45	72.6	763	30.2	35,871	20.1
Industries not classified	44	100.0	49	100.0	931	100.0
Utilities	9	40.9	110	21.8	7,701	21.1
District Total	15,086	96.9	127,083	60.7	4,162,735	56.6

This small business profile incorporates statistics on self-employment and small employer businesses from the 2017 American Community Survey (ACS) and the 2016 Statistics of US Businesses (SUSB), respectively. Small businesses are defined for this profile as firms employing fewer than 500 employees. District lines reflect the 115th Congress. For more information, please visit <http://advocacy.sba.gov>.