

# 2019 Small Business Profile

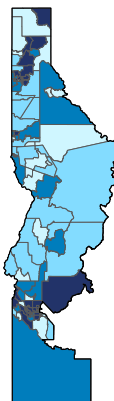
## Idaho Congressional District 1



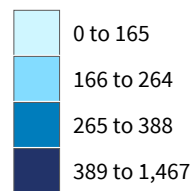
**18,172** Small Employer Businesses  
**95.9%** of Employer Businesses

**147,000** Small Business Employees  
**60.6%** of Employees

**\$5.1 billion** Small Business Payroll  
**57.1%** of Payroll



Number of Self-Employed  
(Census Bureau ACS, 2017)



District Total: 44,640

### Employer Businesses, Employment, and Payroll by Industry (Census Bureau SUSB, 2016)

Industry (Ranked by Small Employer Businesses)	Employer Businesses		Employment		Payroll (\$1,000)	
	Small	%	Small	%	Small	%
Construction	3,575	99.6	21,372	96.8	961,914	95.0
Retail Trade	1,846	92.1	15,663	40.1	479,041	42.4
Health Care and Social Assistance	1,821	96.3	23,152	63.0	815,204	55.9
Professional, Scientific, and Technical Services	1,808	97.3	8,123	76.7	387,395	69.1
Other Services (except Public Administration)	1,529	98.1	8,769	94.5	221,740	89.4
Accommodation and Food Services	1,392	95.5	19,211	65.4	294,454	62.9
Administrative, Support, and Waste Management	1,085	95.4	7,590	61.1	213,763	60.2
Real Estate and Rental and Leasing	1,043	97.3	2,875	85.9	107,909	85.9
Manufacturing	863	93.9	14,431	50.5	589,184	47.4
Transportation and Warehousing	678	93.3	4,304	51.6	166,118	49.9
Finance and Insurance	668	87.3	3,299	32.9	152,933	28.8
Wholesale Trade	630	84.5	7,025	59.1	325,758	48.9
Arts, Entertainment, and Recreation	368	98.7	3,244	71.7	69,248	84.7
Agriculture, Forestry, Fishing and Hunting	350	98.6	1,803	74.1	86,836	81.6
Educational Services	224	95.3	2,105	56.2	51,411	60.3
Information	200	86.6	1,997	33.1	84,368	29.6
Mining, Quarrying, and Oil and Gas Extraction	57	93.4	1,012	69.1	76,132	64.0
Utilities	47	92.2	316	33.4	18,706	26.1
Management of Companies and Enterprises	46	59.0	653	36.6	39,229	32.4
Industries not classified	45	100.0	56	100.0	1,267	100.0
<b>District Total</b>	<b>18,172</b>	<b>95.9</b>	<b>147,000</b>	<b>60.6</b>	<b>5,142,610</b>	<b>57.1</b>

This small business profile incorporates statistics on self-employment and small employer businesses from the 2017 American Community Survey (ACS) and the 2016 Statistics of US Businesses (SUSB), respectively. Small businesses are defined for this profile as firms employing fewer than 500 employees. District lines reflect the 115<sup>th</sup> Congress. For more information, please visit <http://advocacy.sba.gov>.

# 2019 Small Business Profile

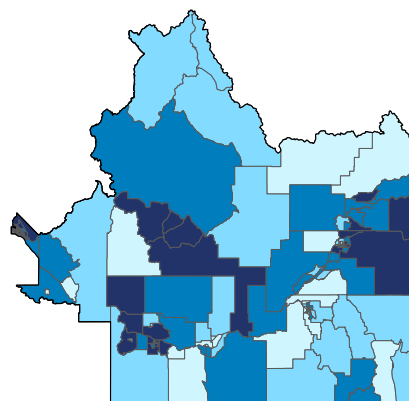
## Idaho Congressional District 2



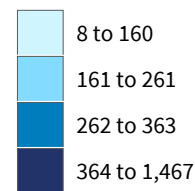
**19,143** Small Employer Businesses  
**95.5%** of Employer Businesses

**168,024** Small Business Employees  
**54.2%** of Employees

**\$5.8 billion** Small Business Payroll  
**44.9%** of Payroll



Number of Self-Employed  
(Census Bureau ACS, 2017)



District Total: 43,723

### Employer Businesses, Employment, and Payroll by Industry (Census Bureau SUSB, 2016)

Industry (Ranked by Small Employer Businesses)	Employer Businesses		Employment		Payroll (\$1,000)	
	Small	%	Small	%	Small	%
Construction	2,807	99.4	15,606	96.6	660,717	94.3
Health Care and Social Assistance	2,534	97.4	29,711	54.7	1,041,690	44.0
Professional, Scientific, and Technical Services	2,334	96.4	11,875	54.4	576,033	46.2
Retail Trade	2,086	91.4	19,350	43.0	567,165	48.2
Other Services (except Public Administration)	1,670	97.8	9,052	83.2	241,326	82.5
Accommodation and Food Services	1,479	95.5	22,844	70.1	343,949	68.0
Real Estate and Rental and Leasing	1,061	97.0	3,377	85.0	111,242	82.9
Administrative, Support, and Waste Management	1,011	94.8	9,026	46.3	269,597	40.8
Transportation and Warehousing	891	94.8	6,885	68.6	252,298	64.7
Wholesale Trade	777	85.0	9,550	50.5	423,097	33.2
Manufacturing	755	93.6	13,147	41.8	561,994	29.1
Finance and Insurance	749	86.7	5,339	44.8	267,399	39.8
Arts, Entertainment, and Recreation	389	98.5	4,070	90.7	79,345	92.6
Educational Services	220	94.8	2,545	22.9	62,370	29.7
Information	196	83.1	2,873	41.2	172,400	45.7
Agriculture, Forestry, Fishing and Hunting	113	99.1	903	97.6	31,178	97.2
Management of Companies and Enterprises	64	59.8	881	14.9	62,848	13.3
Utilities	60	87.0	487	18.5	28,176	11.4
Industries not classified	41	100.0	66	100.0	555	100.0
Mining, Quarrying, and Oil and Gas Extraction	36	92.3	437	42.0	29,125	32.6
<b>District Total</b>	<b>19,143</b>	<b>95.5</b>	<b>168,024</b>	<b>54.2</b>	<b>5,782,504</b>	<b>44.9</b>

This small business profile incorporates statistics on self-employment and small employer businesses from the 2017 American Community Survey (ACS) and the 2016 Statistics of US Businesses (SUSB), respectively. Small businesses are defined for this profile as firms employing fewer than 500 employees. District lines reflect the 115<sup>th</sup> Congress. For more information, please visit <http://advocacy.sba.gov>.