

# 2019 Small Business Profile

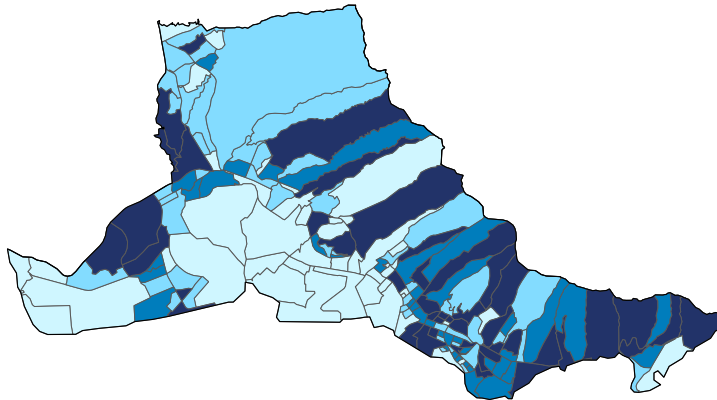
## Hawaii Congressional District 1



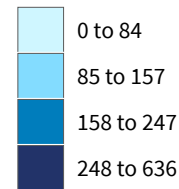
**13,995** Small Employer Businesses  
**94.4%** of Employer Businesses

**166,659** Small Business Employees  
**52.0%** of Employees

**\$7.2 billion** Small Business Payroll  
**47.9%** of Payroll



Number of Self-Employed  
(Census Bureau ACS, 2017)



District Total: 30,303

### Employer Businesses, Employment, and Payroll by Industry (Census Bureau SUSB, 2016)

Industry (Ranked by Small Employer Businesses)	Employer Businesses		Employment		Payroll (\$1,000)	
	Small	%	Small	%	Small	%
Other Services (except Public Administration)	1,839	97.6	14,414	81.2	473,283	85.3
Professional, Scientific, and Technical Services	1,802	94.7	12,513	76.3	868,768	76.4
Health Care and Social Assistance	1,759	97.7	19,582	43.4	885,764	35.2
Accommodation and Food Services	1,618	96.5	28,325	50.8	629,042	40.8
Retail Trade	1,359	88.0	13,868	34.2	442,405	36.9
Construction	1,303	97.1	17,312	75.9	1,219,688	71.9
Wholesale Trade	918	89.7	10,232	69.6	496,014	64.3
Real Estate and Rental and Leasing	880	94.8	4,897	72.1	255,672	69.1
Administrative, Support, and Waste Management	761	90.7	12,445	57.1	450,553	59.1
Finance and Insurance	446	81.1	5,525	35.0	389,926	35.1
Manufacturing	395	95.0	7,016	73.8	274,189	64.4
Transportation and Warehousing	333	84.5	7,235	32.0	307,025	24.3
Educational Services	280	94.3	5,616	49.0	182,607	39.5
Arts, Entertainment, and Recreation	183	95.8	4,412	83.2	107,480	89.4
Information	164	79.6	1,559	25.2	84,255	21.0
Management of Companies and Enterprises	90	55.9	1,385	24.6	86,951	19.7
Industries not classified	28	100.0	52	100.0	1,827	100.0
Agriculture, Forestry, Fishing and Hunting	14	100.0	21	100.0	897	100.0
Utilities	4	50.0	-	-	-	-
Mining, Quarrying, and Oil and Gas Extraction	3	100.0	30	100.0	1,471	100.0
<b>District Total</b>	<b>13,995</b>	<b>94.4</b>	<b>166,659</b>	<b>52.0</b>	<b>7,178,741</b>	<b>47.9</b>

This small business profile incorporates statistics on self-employment and small employer businesses from the 2017 American Community Survey (ACS) and the 2016 Statistics of US Businesses (SUSB), respectively. Small businesses are defined for this profile as firms employing fewer than 500 employees. District lines reflect the 115<sup>th</sup> Congress. For more information, please visit <http://advocacy.sba.gov>.

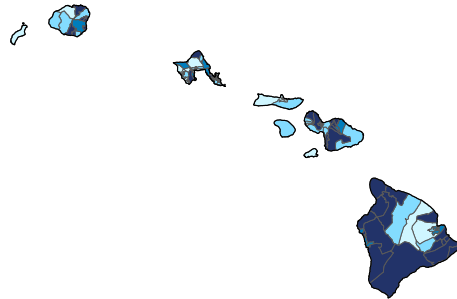
# 2019 Small Business Profile

## Hawaii Congressional District 2

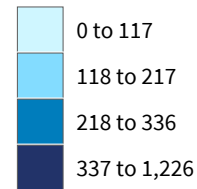
**10,662** Small Employer Businesses  
**96.3%** of Employer Businesses

**107,314** Small Business Employees  
**57.9%** of Employees

**\$3.8 billion** Small Business Payroll  
**54.4%** of Payroll



Number of Self-Employed  
(Census Bureau ACS, 2017)



District Total: 39,998

### Employer Businesses, Employment, and Payroll by Industry (Census Bureau SUSB, 2016)

Industry (Ranked by Small Employer Businesses)	Employer Businesses		Employment		Payroll (\$1,000)	
	Small	%	Small	%	Small	%
Construction	1,492	99.7	10,577	99.3	623,401	99.2
Accommodation and Food Services	1,303	96.0	25,786	49.4	591,576	36.4
Retail Trade	1,245	91.4	12,545	41.7	382,102	43.7
Other Services (except Public Administration)	1,244	98.4	6,992	89.7	208,663	90.5
Health Care and Social Assistance	1,107	96.9	14,153	54.6	591,952	47.5
Professional, Scientific, and Technical Services	1,003	96.0	4,016	68.4	214,090	61.7
Administrative, Support, and Waste Management	742	94.8	8,177	65.8	236,343	60.4
Real Estate and Rental and Leasing	684	96.5	3,284	63.8	138,905	61.7
Wholesale Trade	376	91.3	3,361	76.7	142,821	68.7
Manufacturing	340	98.3	3,032	85.7	114,721	81.9
Transportation and Warehousing	327	93.4	4,309	57.2	157,890	56.0
Arts, Entertainment, and Recreation	291	97.7	4,803	79.1	131,537	78.4
Finance and Insurance	217	85.4	1,524	52.4	68,625	46.9
Educational Services	195	96.5	3,084	47.7	95,574	58.5
Information	93	83.8	500	27.2	22,111	23.0
Management of Companies and Enterprises	29	76.3	486	63.9	26,754	63.9
Industries not classified	20	100.0	43	100.0	671	100.0
Agriculture, Forestry, Fishing and Hunting	19	100.0	130	100.0	3,886	100.0
Utilities	15	71.4	366	25.1	31,273	21.6
Mining, Quarrying, and Oil and Gas Extraction	4	100.0	146	100.0	11,844	100.0
<b>District Total</b>	<b>10,662</b>	<b>96.3</b>	<b>107,314</b>	<b>57.9</b>	<b>3,794,739</b>	<b>54.4</b>

This small business profile incorporates statistics on self-employment and small employer businesses from the 2017 American Community Survey (ACS) and the 2016 Statistics of US Businesses (SUSB), respectively. Small businesses are defined for this profile as firms employing fewer than 500 employees. District lines reflect the 115<sup>th</sup> Congress. For more information, please visit <http://advocacy.sba.gov>.