

2020 Small Business Profile

U.S. SMALL BUSINESS ADMINISTRATION
OFFICE OF ADVOCACY

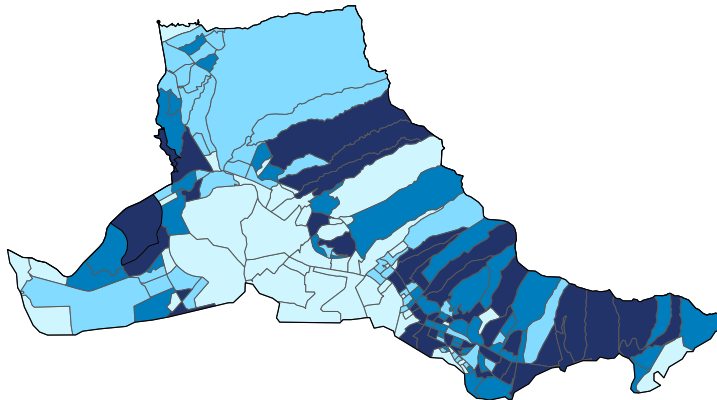
REGULATION • RESEARCH • OUTREACH

Hawaii Congressional District 1

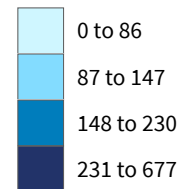
14,038 Small Employer Businesses
94.3% of Employer Businesses

167,516 Small Business Employees
51.2% of Employees

\$7.3 billion Small Business Payroll
46.4% of Payroll



Number of Self-Employed
(Census Bureau ACS, 2018)



District Total: 30,063

Employer Businesses, Employment, and Payroll by Industry (Census Bureau SUBS, 2017)

Industry	Employer Businesses		Employment		Payroll (\$1,000)	
	Small	%	Small	%	Small	%
Other Services (except Public Administration)	1,861	97.4	14,364	78.6	473,243	81.7
Professional, Scientific, and Technical Services	1,810	94.9	12,815	77.0	900,061	76.9
Health Care and Social Assistance	1,769	97.7	19,918	43.2	912,928	34.5
Accommodation and Food Services	1,629	96.1	30,400	51.2	669,943	40.0
Retail Trade	1,349	87.7	13,311	32.7	436,018	34.3
Construction	1,308	97.2	16,757	77.0	1,205,453	73.1
Real Estate and Rental and Leasing	896	94.5	5,073	67.1	259,354	61.7
Wholesale Trade	889	90.0	9,368	66.0	464,782	60.6
Administrative, Support, and Waste Management	788	90.5	12,555	57.2	459,586	57.7
Finance and Insurance	454	80.2	5,571	33.8	423,442	34.9
Manufacturing	393	94.9	6,926	74.0	287,866	64.7
Transportation and Warehousing	341	84.6	7,457	31.8	329,100	23.2
Educational Services	271	94.1	4,929	43.0	163,596	35.1
Arts, Entertainment, and Recreation	180	95.2	4,243	80.0	111,553	86.3
Information	164	80.4	1,934	30.8	103,149	25.9
Management of Companies and Enterprises	94	60.3	1,798	29.3	139,812	27.1
Agriculture, Forestry, Fishing and Hunting	15	100.0	22	100.0	845	100.0
Industries not classified	12	100.0	40	100.0	1,401	100.0
District Total	14,038	94.3	167,516	51.2	7,343,975	46.4

This profile incorporates statistics from the 2018 American Community Survey (ACS) and the 2017 Statistics of US Businesses (SUBS). All sources reflect data collected prior to the COVID-19 pandemic. Small businesses are defined for this profile as firms employing fewer than 500 employees. District lines reflect the 116th Congress. For more information, please visit <http://advocacy.sba.gov>.

2020 Small Business Profile

U.S. SMALL BUSINESS ADMINISTRATION
OFFICE OF ADVOCACY


REGULATION • RESEARCH • OUTREACH

Hawaii Congressional District 2

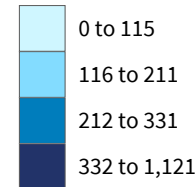
10,869 Small Employer Businesses
96.3% of Employer Businesses

107,300 Small Business Employees
57.2% of Employees

\$3.9 billion Small Business Payroll
53.3% of Payroll



Number of Self-Employed
(Census Bureau ACS, 2018)



District Total: 40,778

Employer Businesses, Employment, and Payroll by Industry (Census Bureau SUSB, 2017)

Industry	Employer Businesses		Employment		Payroll (\$1,000)	
	Small	%	Small	%	Small	%
Construction	1,501	99.5	9,349	93.2	562,325	93.0
Accommodation and Food Services	1,322	95.9	25,666	47.6	619,347	35.6
Retail Trade	1,281	92.0	12,969	43.9	403,266	43.5
Other Services (except Public Administration)	1,278	98.4	6,983	91.1	212,214	92.6
Health Care and Social Assistance	1,115	97.0	14,413	55.8	674,541	48.4
Professional, Scientific, and Technical Services	1,047	96.2	3,850	65.1	207,715	61.0
Administrative, Support, and Waste Management	771	95.5	8,179	63.4	253,464	57.8
Real Estate and Rental and Leasing	690	96.1	3,174	60.4	140,198	56.7
Wholesale Trade	370	89.8	3,190	71.1	143,589	68.1
Transportation and Warehousing	344	94.5	4,744	57.6	175,163	56.2
Manufacturing	338	98.5	2,969	88.6	116,341	85.5
Arts, Entertainment, and Recreation	284	97.6	5,044	81.2	142,465	80.8
Finance and Insurance	219	86.2	1,611	53.8	73,655	47.8
Educational Services	204	97.1	3,358	48.9	105,931	60.4
Information	106	85.5	539	28.2	24,230	25.0
Agriculture, Forestry, Fishing and Hunting	28	100.0	149	100.0	4,816	100.0
Management of Companies and Enterprises	25	73.5	562	57.5	29,417	62.6
Utilities	17	77.3	398	29.7	31,437	23.3
Industries not classified	11	100.0	5	100.0	141	100.0
Mining, Quarrying, and Oil and Gas Extraction	4	100.0	148	100.0	11,140	100.0
District Total	10,869	96.3	107,300	57.2	3,931,395	53.3

This profile incorporates statistics from the 2018 American Community Survey (ACS) and the 2017 Statistics of US Businesses (SUSB). All sources reflect data collected prior to the COVID-19 pandemic. Small businesses are defined for this profile as firms employing fewer than 500 employees. District lines reflect the 116th Congress. For more information, please visit <http://advocacy.sba.gov>.